

# **HXR sources during the failed eruptions of filaments: observed and predicted**

*Mrozek, T.<sup>1,2</sup>, Kołomański, S.<sup>1</sup>, Netzel, A.<sup>1</sup> and Gburek, S.<sup>2</sup>*

*1. Astronomical Institute, University of Wrocław, Poland*

*2. Solar Physics Division, Space Research Centre,  
Polish Academy of Sciences, Poland*

## Types of eruptions

Gilbert, H. R., Alexander, D., & Liu, R.  
2007, *Sol. Phys.*, 245, 287:


1. **Full** - most ( $\geq 90\%$ ) of filament mass and magnetic structure is erupted.

2. **Partial:**

- class A – the eruption of the entire magnetic structure with small amount or even no mass.

- class B – the partial eruption of magnetic structure with some or none mass.

3. **Failed** - neither of mass nor magnetic structure escapes from the Sun.



# Mechanisms that lead to failed eruptions

## ● kink instability

*Török & Kliem 2005, ApJ, 630, L97*

## ● reaching an upper equilibrium

*Vršnak 2001, J. Geophys. Res., 106, 25249;  
Green et al., 2002, Sol. Phys., 205, 325*

## ● forces within erupting flux rope

*Vršnak 1990, Sol. Phys., 129, 295*

## ● magnetic tension force and momentum exchange with the background plasma

*Wang & Sheeley 1992, ApJ, 392, 310;  
Archontis & Török 2008, A&A, 492, L35*

## ● insufficient energy released in the low corona

*Shen et al. 2011, Res. in Astr. and Astroph., 11, 594*

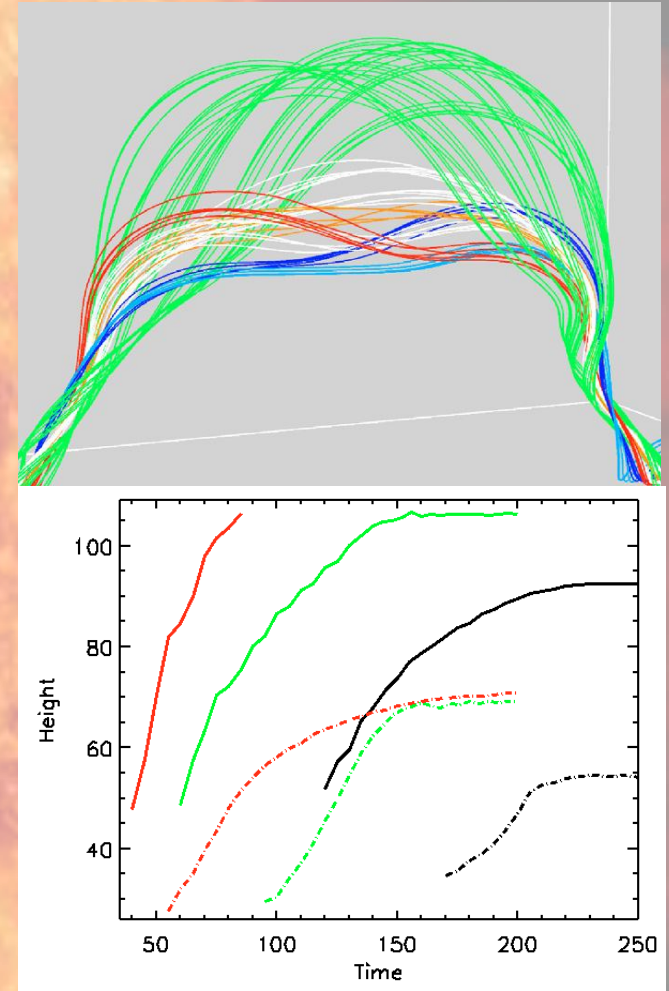
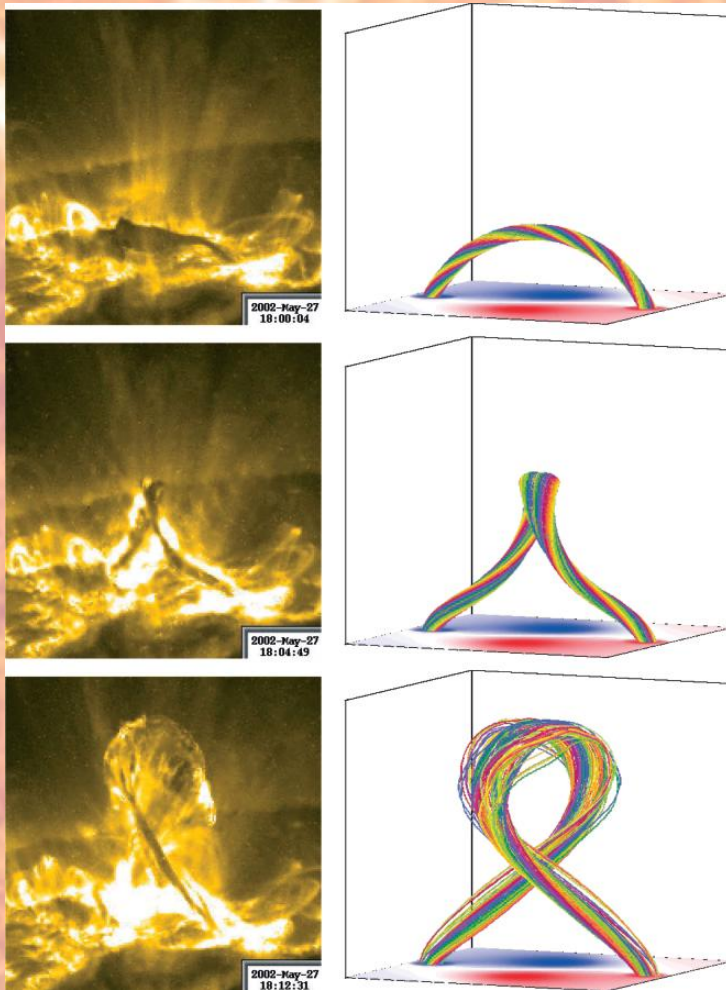
## ● confinement by the overlying coronal magnetic field

*Hirose et al. 2001, ApJ, 551, 586;  
Wang & Zhang 2007, ApJ, 665, 1428;  
Liu 2008, ApJ, 679, L151;  
Mrozek 2011, Sol. Phys., 270, 191*

# The role of the overlying magnetic field

*The decrease of the overlying magnetic field with height is a key factor leading to the failed eruption.*

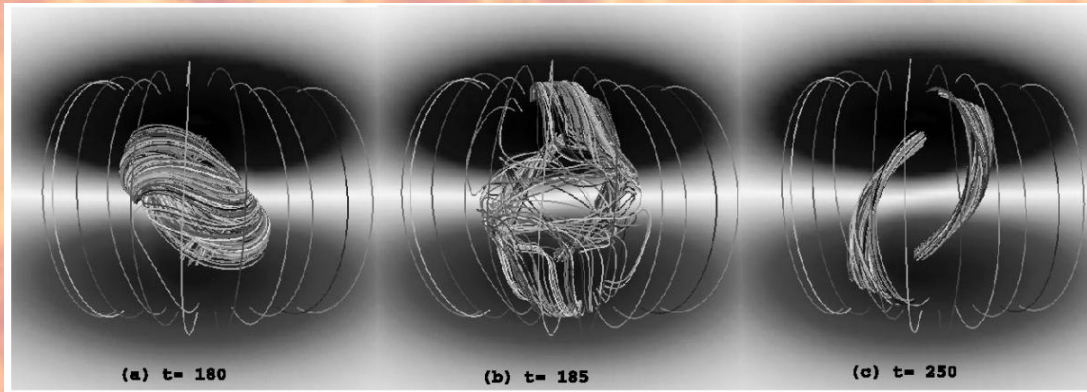
Török & Kliem 2005, ApJ, 630, L97



*The evolution of a flux rope (and the whole flux system) after its emergence is dependent on ambient magnetic field*

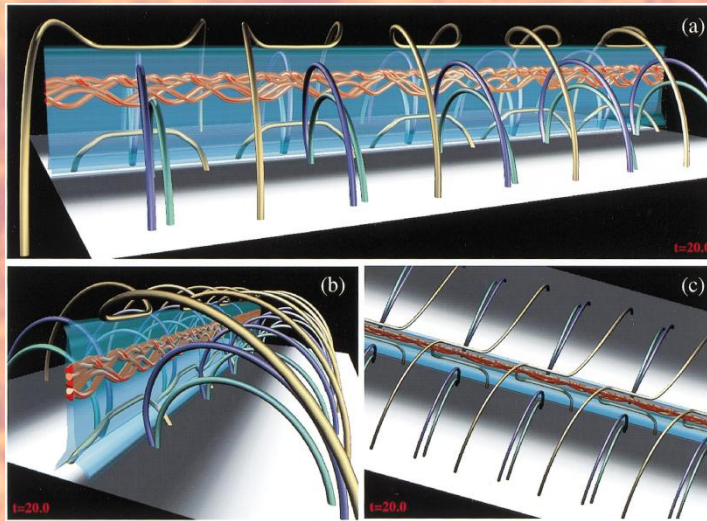
Archontis & Török 2008, A&A, 492, L35

# The role of the overlying magnetic field



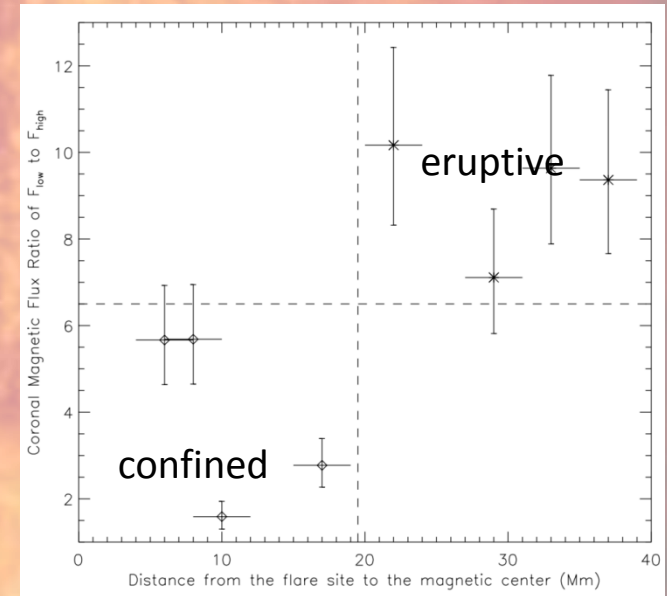
*„... erupting magnetic flux during its evolution could reconnect with the overlying arcade and remain confined...”*

Amari & Luciani 1999, ApJ, 515, L81



*„...the upward motion of the dark filament may eventually be arrested by the overlying closed field.”*

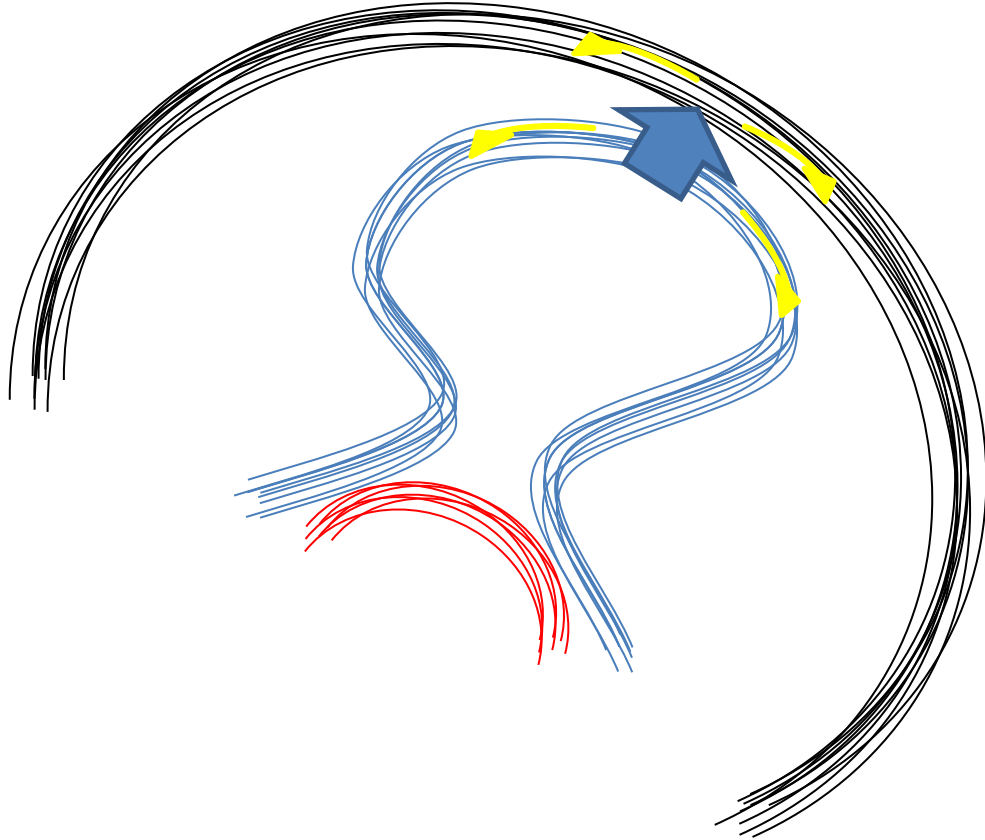
Hirose et al. 2001, ApJ, 551, 586



*The confined events were observed closer to the center of an active region (the strongest magnetic field)*

Wang & Zhang 2007, ApJ, 665, 1428


## Motivation



Assuming that during the evolution of the eruption there are episodes of interaction with overlying field we can expect some signatures of the presence of non-thermal electrons.

If nonthermal electrons occur in large, overlying magnetic loops then signatures of their presence have to be observed at some distance from the flare and the associated eruption. – No masking

## Two events



Date **22-OCT-1999**

Flare


GOES class **C4.8**

location **N20W76**

maximum **09:16**

Eruption max. height **30000 km**

Utilized observations **TRACE 171 Å  
Yohkoh/HXT**



Date **14-JUL-2004**

Flare

GOES class **M6.2**

location **N12W62**

maximum **05:23**

Eruption max. height **60000 km**

Utilized observations **TRACE 171 Å  
RHESSI**

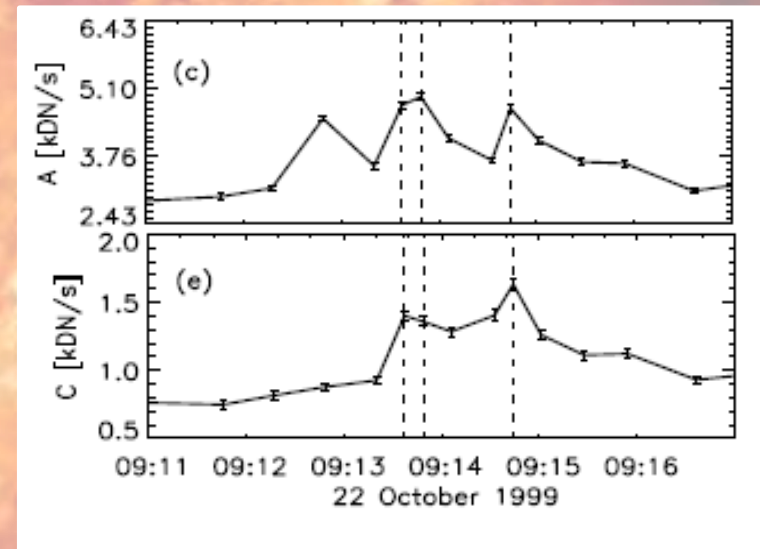
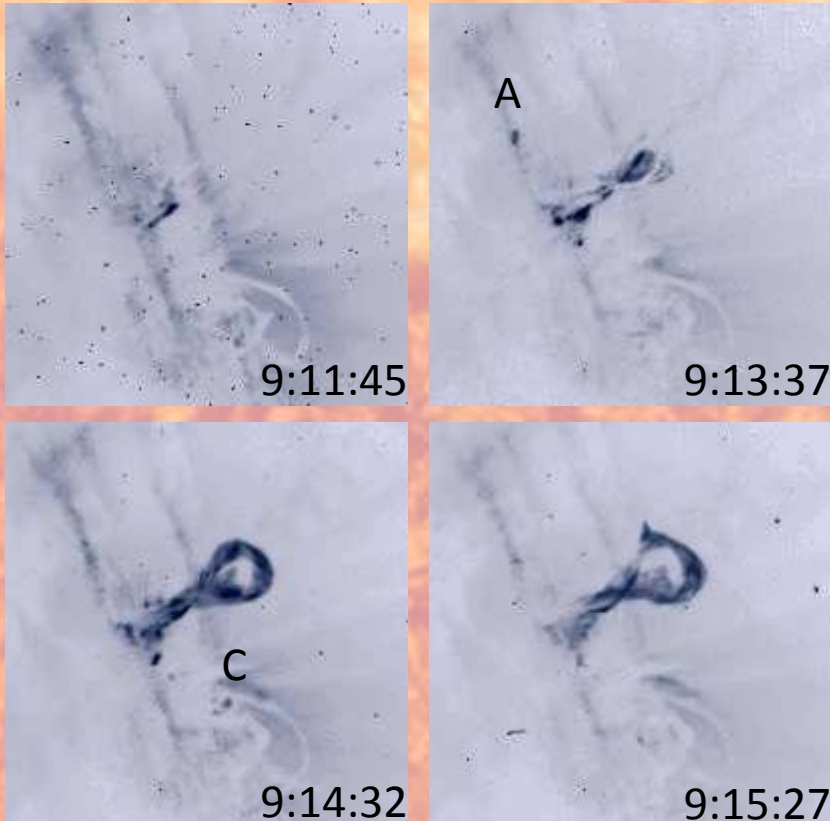
## Searching for EUV brightenings

Searching for brightenings was performed with a semi-automated method.

Images were searched for pixels that showed a sudden increase in brightness.

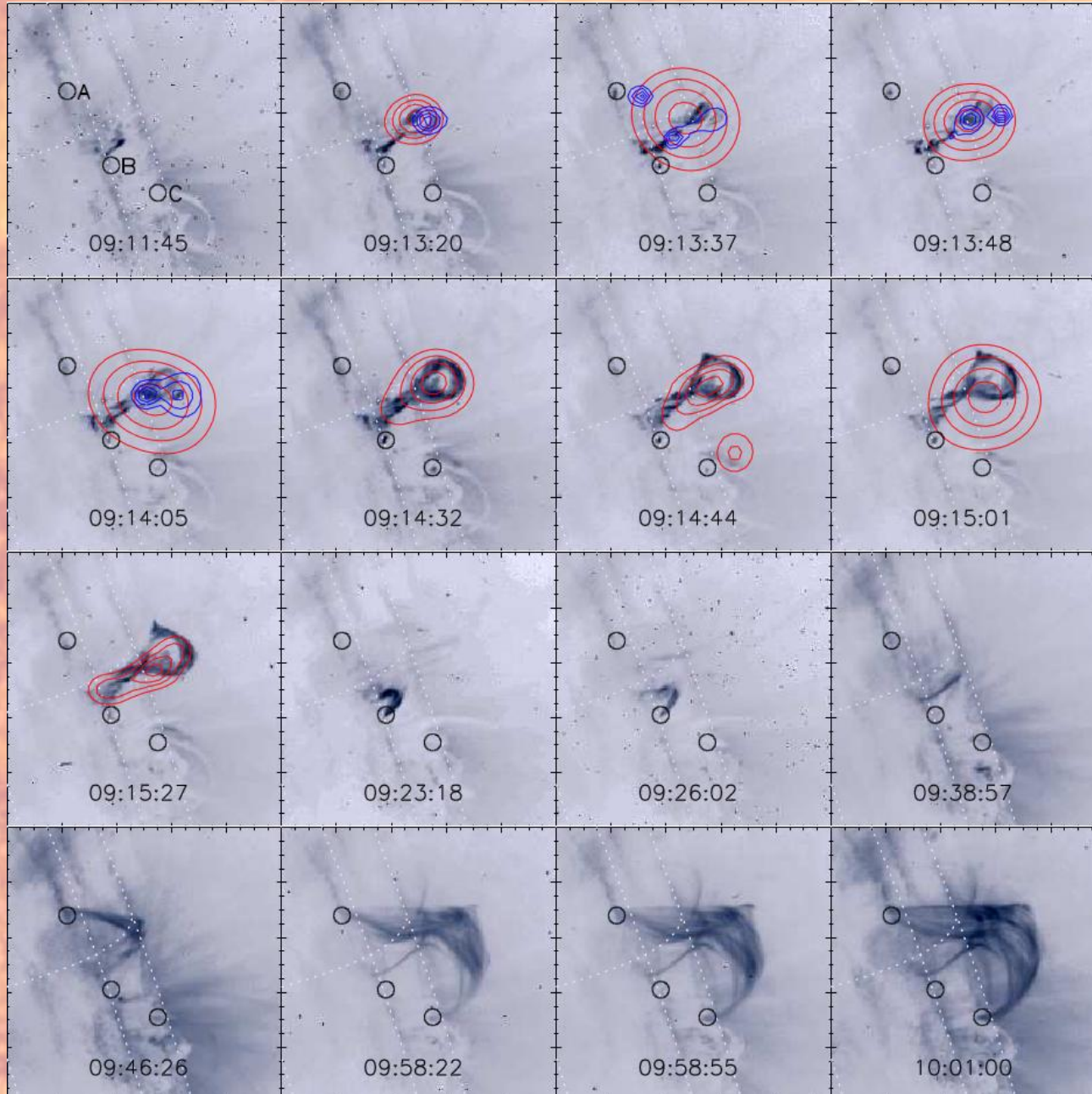
The increased signal should appear for at least two subsequent images.

The group of neighboring brightened pixels constitutes an area of brightening.





# EUV brightenings, HXR sources



22-OCT-1999

HXT/L 14-23 keV  
HXT/M1 23-33 keV

Three EUV brightenings were found


HXR sources correlate with eruption front and EUV brightenings

System of large loops visible 30 minutes after the flare maximum

EUV brightenings are spatially correlated with post-flare loops and foot points of large magnetic structures

Their heights fits the maximum height of the eruption

# EUV brightenings, HXR sources



14-JUL-2004

RHESSI 12-25 keV

RHESSI 25-50keV

Compact HXR sources  
spatially correlated with  
flaring structure.


Two EUV brightenings found

System of large loops  
visible 80 minutes after the  
flare maximum

EUV brightenings are spatially  
correlated with foot points of  
large magnetic structures

They are not post-flare  
loops!

# Time correlations

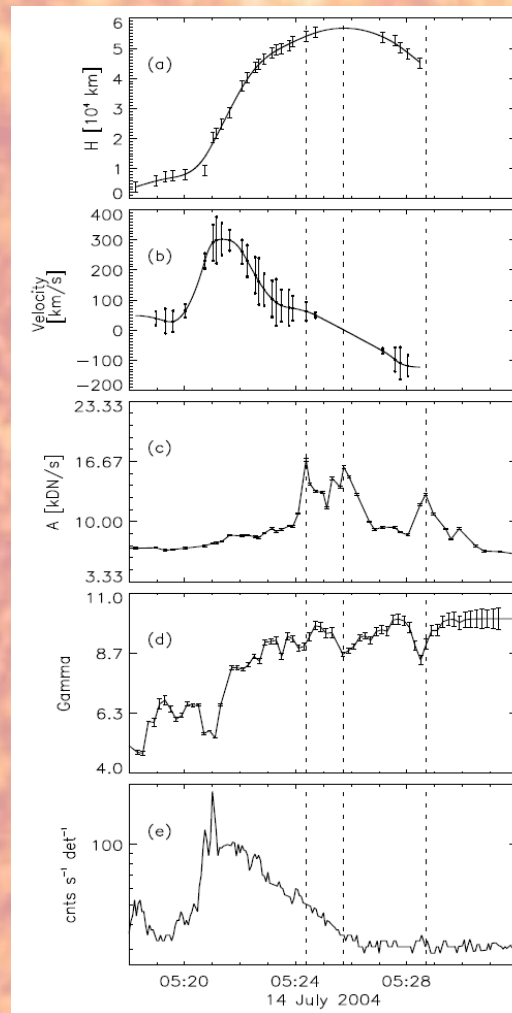
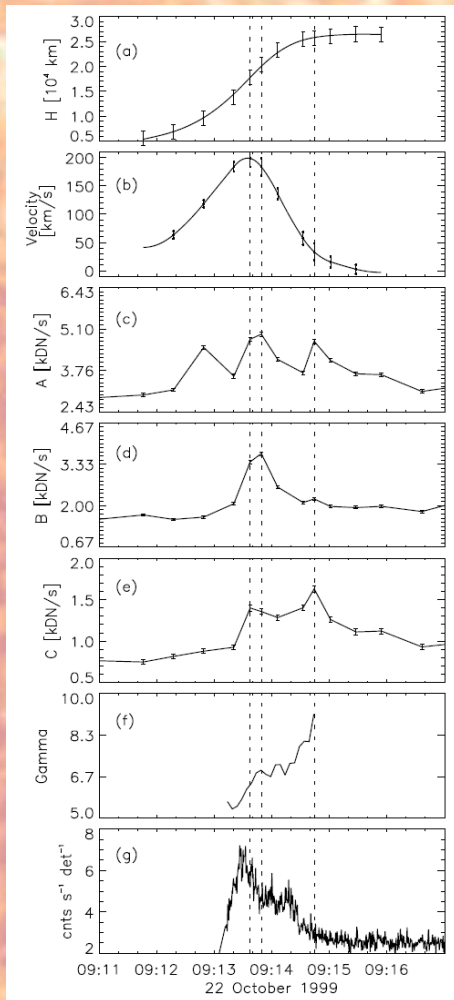


Height of the eruption front was fitted with cubic splines.

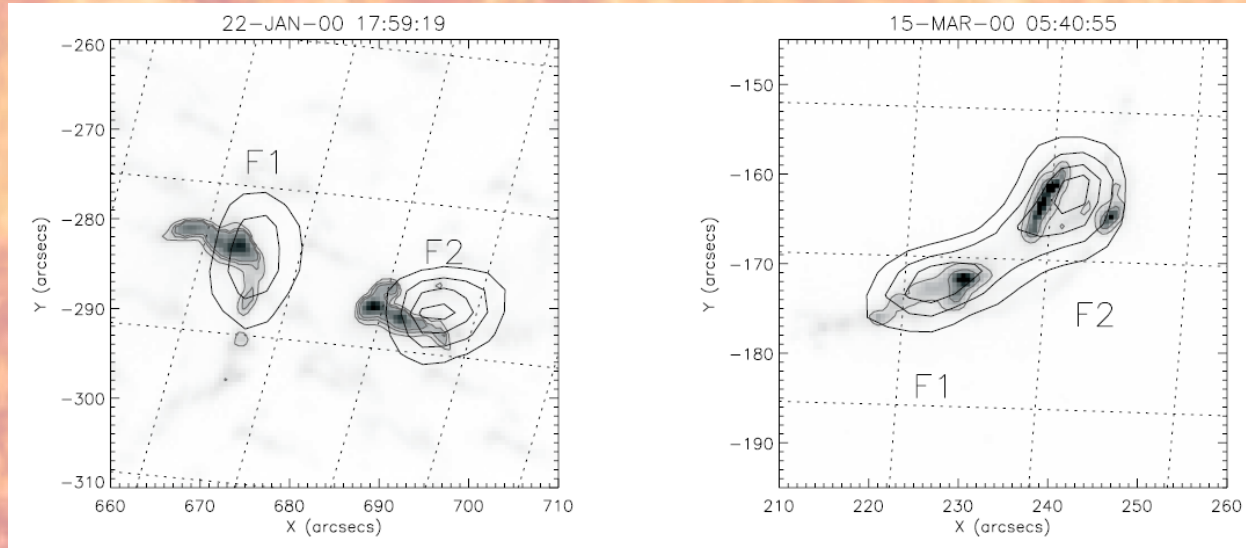
The velocity is a derivative of the fit.

The maximum EUV intensity of selected regions was observed during the deceleration of an eruption front.

For the 14-JUL-2004 event the correlation between EUV brightenings and gamma index is observed



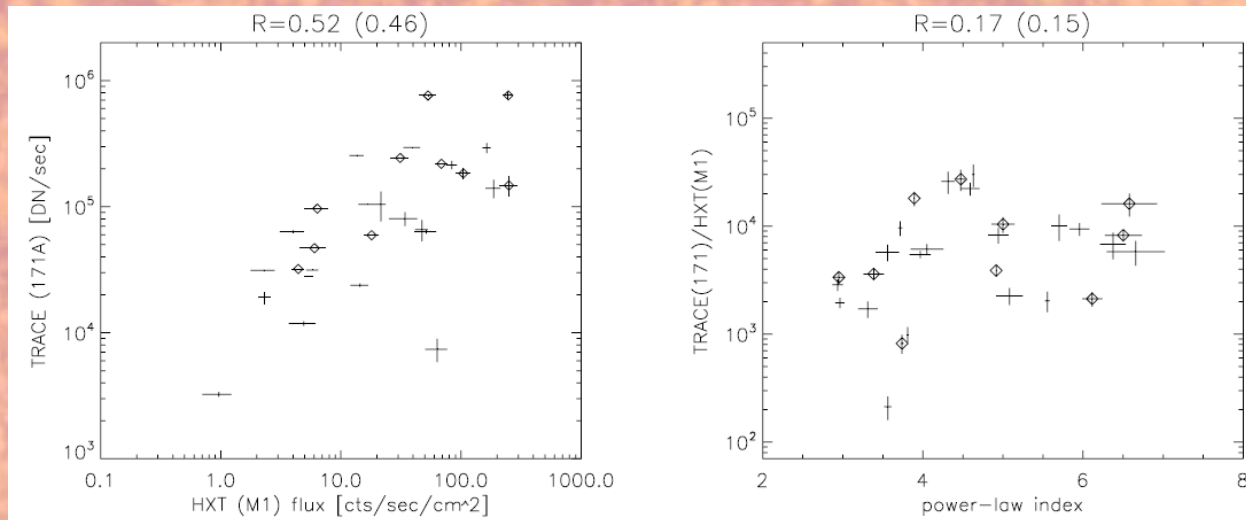
# HXR emission in solar flare foot points



*Mrozek et al. 2007,  
A&A 472, 945*

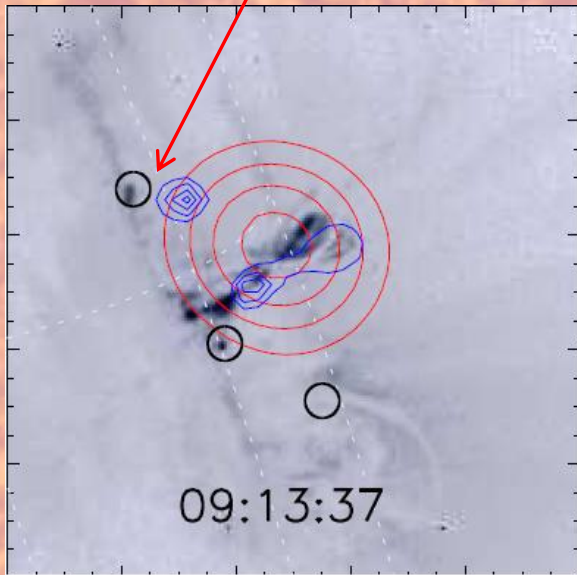

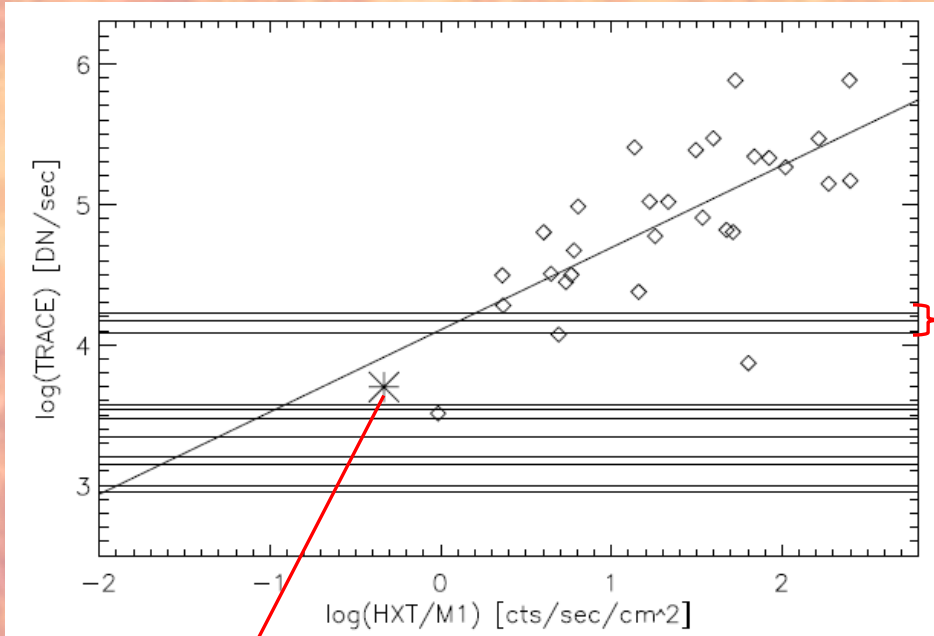
Quantitative analysis  
of SXR, EUV and UV fluxes  
and HXR emission in solar  
flare foot points

Correlations between  
fluxes and HXR spectral  
index



Obtained results may  
be used for estimating  
the HXR source parameters  
using the EUV source  
characteristics

# HXR emission in footpoints of large magnetic structures



**diamonds** – TRACE 171 Å and HXT/M1 signals (Mrozek et al. 2007, A&A, 472, 945)


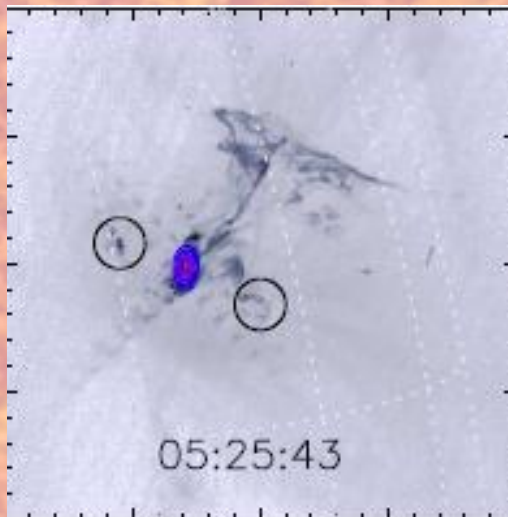

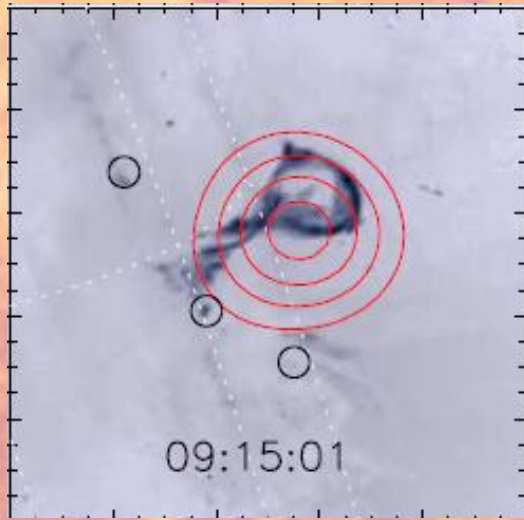
**asterisk** – EUV brightening (A) and HXT/M1 source for 22-OCT-1999

**horizontal lines** – maximum intensity of EUV brightenings for all analysed events

HXR sources that correlate with analysed EUV brightenings should be ~10 times weaker than weakest footpoints observed.

The estimated energy deposited by non thermal electrons is about  $10^{28}$ erg

## Why so important?



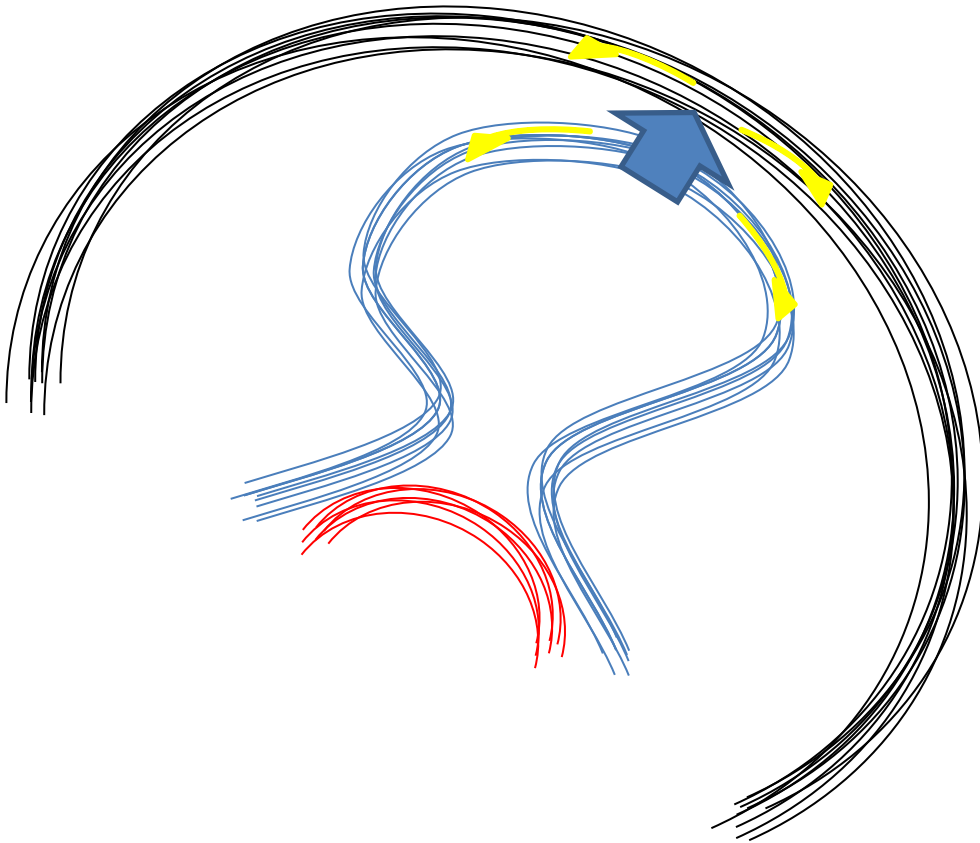
There is no high system of loops observed before the eruption

Thus, we conclude that the plasma has low density in these loops

Because of low density accelerated electrons reach chromosphere with very low interactions during the propagation

The characteristics of HXR sources in foot points of overlying magnetic structures are more straightforward related to the acceleration region and acceleration mechanism.

## Conclusions



- The characteristics analyzed (height, velocity, gamma index, EUV brightenings, HXR light curves) are time correlated.
- The heights of the large system of loops are almost the same as the maximum height reached by the eruption.
- The EUV brightenings are observed in foot points of these loops. In one case HXR emission was observed.
- In one case we detected weak HXR emission (23-33 keV) located exactly at the front of the eruption.
- Expected HXR sources connected with the EUV brightenings are weak and may rarely be observed with the present instruments, but give a new diagnostic method for non thermal particles that propagate within loops.

*Netzel, A., Mrozek, T., Kołomański, S., and Gburek, S.  
arXiv:1209.0123v1, A&A accepted*